

# SPEC ANY TECH.

## *Configure your fit.*

## Housings

PRO Housings™ are heavy duty security enclosures that consolidate and protect one or more access control devices onto a single pedestal or wall. Whereas many electrical housings exist, PRO housings are designed specifically to meet the needs of low voltage security installers.

### PRODUCT FEATURES

- Specify any access control device(s)
- Polycarbonate, steel or stainless steel construction
- Black painted, black powdercoat, or brushed #4 finish
- Standard 3"D overhang, tapers down to 1.75"D
- Backbox ~3.0"D
- Standard 6"W – 24"W & 6"H – 24"H available
- Removable door panel
- Stainless steel hinge
- EPDM rubber seal
- All weather cam lock
- Knockouts for easy installation
- Factory cutouts (for flush mount) available
- Easily customizable
- Free custom CAD designs in 24 hours
- Made in the USA



### Areas of Use

- Door Ingress/Egress
- Gate Ingress/Egress


### QUICK FEATURE COMPARISON

	Lockable Door	Qty of Devices	Mounting Style	Door Panel	Wiring	Customization
HOUSING	Yes	1-4	Surface/Flush*	Removable w/ Stainless hinge	Consolidate in Backbox	Factory Cutouts Available / Unlimited Dimensions
HOODS	No	1	Surface only	None	Single Wire Pass	Unlimited dimensions

\*Flush mount requires "cutouts" per device

## Square


### POLYCARBONATE



### STAINLESS STEEL



### CARBON STEEL



## Landscape


### POLYCARBONATE



### STAINLESS STEEL



### CARBON STEEL



## Portrait

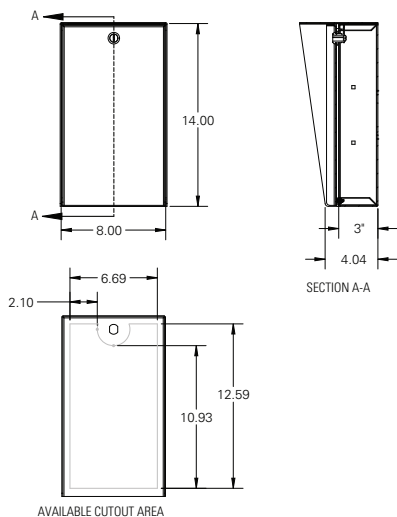
### STAINLESS STEEL



### CARBON STEEL



## Technical Specs

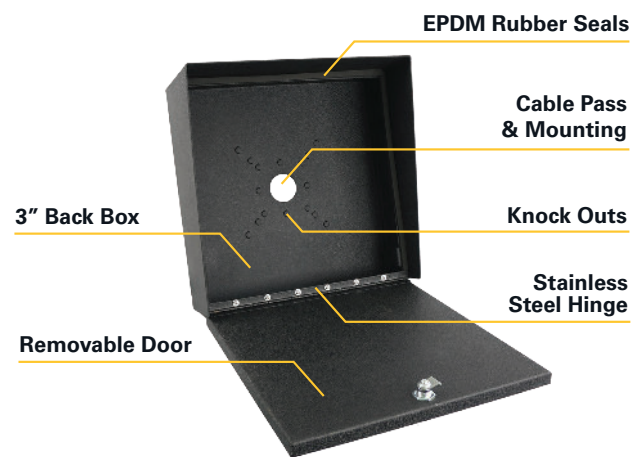



### NEED MORE?



Scan the QR code to access downloadable PDF and DWG drawings available to registered architects and engineers at [pedestalpro.com](http://pedestalpro.com).

## Key Features



## Part Numbers

Square Housing	Hgt	Wdth	Dpth	Wgt	Material	Finish	Description	Cutouts Included
MC-PC-10-E-BLK	10"	10"	6"	11 lbs	Polycarbonate	n/a	10x10 Black Polycarbonate Housing	None (cutouts can be added)
MC-PC-14-E-BLK	14"	14"	6"	13 lbs	Polycarbonate	n/a	14x14 Black Polycarbonate Housing	None (cutouts can be added)
MC-CS-06-E	6"	6"	6"	6 lbs	Carbon Stl	Blck Wrinkle Pwercat	6x6 Steel Housing	None (cutouts can be added)
MC-CS-08-E	8"	8"	6"	8 lbs	Carbon Stl	Blck Wrinkle Pwercat	8x8 Steel Housing	None (cutouts can be added)
MC-CS-10-E	10"	10"	6"	10 lbs	Carbon Stl	Blck Wrinkle Pwercat	10x10 Steel Housing	None (cutouts can be added)
MC-CS-12-E	12"	12"	6"	12 lbs	Carbon Stl	Blck Wrinkle Pwercat	12x12 Steel Housing	None (cutouts can be added)
MC-CS-14-E	14"	14"	6"	14 lbs	Carbon Stl	Blck Wrinkle Pwercat	14x14 Steel Housing	None (cutouts can be added)
MC-CS-16-E	16"	16"	6"	16 lbs	Carbon Stl	Blck Wrinkle Pwercat	16x16 Steel Housing	None (cutouts can be added)
MC-CS-20-E	20"	20"	6"	20 lbs	Carbon Stl	Blck Wrinkle Pwercat	20x20 Steel Housing	None (cutouts can be added)
MC-CS-24-E	24"	24"	6"	24 lbs	Carbon Stl	Blck Wrinkle Pwercat	24x24 Steel Housing	None (cutouts can be added)
MC-SS-06-E	6"	6"	6"	6 lbs	304 Stainless	Brushed #4	6x6 Steel Housing	None (cutouts can be added)
MC-SS-08-E	8"	8"	6"	8 lbs	304 Stainless	Brushed #4	8x8 Steel Housing	None (cutouts can be added)
MC-SS-10-E	10"	10"	6"	10 lbs	304 Stainless	Brushed #4	10x10 Steel Housing	None (cutouts can be added)
MC-SS-12-E	12"	12"	6"	12 lbs	304 Stainless	Brushed #4	12x12 Steel Housing	None (cutouts can be added)
MC-SS-14-E	14"	14"	6"	14 lbs	304 Stainless	Brushed #4	14x14 Steel Housing	None (cutouts can be added)
MC-SS-16-E	16"	16"	6"	16 lbs	304 Stainless	Brushed #4	16x16 Steel Housing	None (cutouts can be added)
MC-SS-20-E	20"	20"	6"	20 lbs	304 Stainless	Brushed #4	20x20 Steel Housing	None (cutouts can be added)
MC-SS-24-E	24"	24"	6"	24 lbs	304 Stainless	Brushed #4	24x24 Steel Housing	None (cutouts can be added)
Landscape Housings	Hgt	Wdth	Dpth	Wgt	Material	Finish	Description	Cutouts Included
Lando-PC-20x16-E-BLK	16"	20"	6"	17 lbs	Polycarbonate	n/a	20x16 Black Polycarbonate Housing	None (cutouts can be added)
Lando-CS-10x8-E	8"	10"	6"	9 lbs	Carbon Stl	Blck Wrinkle Pwercat	10x8 Steel Housing	None (cutouts can be added)
Lando-CS-12x8-E	8"	12"	6"	10 lbs	Carbon Stl	Blck Wrinkle Pwercat	12x8 Steel Housing	None (cutouts can be added)
Lando-CS-14x10-E	10"	14"	6"	14 lbs	Carbon Stl	Blck Wrinkle Pwercat	14x10 Steel Housing	None (cutouts can be added)
Lando-CS-14x8-E	8"	14"	6"	11 lbs	Carbon Stl	Blck Wrinkle Pwercat	14x8 Steel Housing	None (cutouts can be added)
Lando-CS-16x8-E	8"	16"	6"	12 lbs	Carbon Stl	Blck Wrinkle Pwercat	16x8 Steel Housing	None (cutouts can be added)
Lando-CS-20x14-E	14"	20"	6"	18 lbs	Carbon Stl	Blck Wrinkle Pwercat	20x14 Steel Housing	None (cutouts can be added)
Lando-SS-10x8-E	10"	10"	6"	9 lbs	304 Stainless	Brushed #4	10x8 Stainless Housing	None (cutouts can be added)
Lando-SS-12x8-E	12"	12"	6"	10 lbs	304 Stainless	Brushed #4	12x8 Stainless Housing	None (cutouts can be added)
Lando-SS-14x10-E	14"	14"	6"	14 lbs	304 Stainless	Brushed #4	14x10 Stainless Housing	None (cutouts can be added)
Lando-SS-14x8-E	16"	16"	6"	11 lbs	304 Stainless	Brushed #4	14x8 Stainless Housing	None (cutouts can be added)
Lando-SS-16x8-E	20"	20"	6"	12 lbs	304 Stainless	Brushed #4	16x8 Stainless Housing	None (cutouts can be added)
Lando-SS-20x14-E	14"	20"	6"	18 lbs	304 Stainless	Brushed #4	20x14 Stainless Housing	None (cutouts can be added)
Portrait Housings	Hgt	Wdth	Dpth	Wgt	Material	Finish	Description	Cutouts Included
Portra-CS-8x10-E	10"	8"	6"	9 lbs	Carbon Stl	Blck Wrinkle Pwercat	8x10 Steel Housing	None (cutouts can be added)
Portra-CS-8x12-E	12"	8"	6"	10 lbs	Carbon Stl	Blck Wrinkle Pwercat	8x12 Steel Housing	None (cutouts can be added)
Portra-CS-8x14-45E	14"	8"	6"	18 lbs	Carbon Stl	Blck Wrinkle Pwercat	8x14 Steel Corner Housing	None (cutouts can be added)
Portra-CS-8x14-E	14"	8"	6"	11 lbs	Carbon Stl	Blck Wrinkle Pwercat	8x14 Steel Housing	None (cutouts can be added)
Portra-CS-8x16-E	16"	8"	6"	12 lbs	Carbon Stl	Blck Wrinkle Pwercat	8x16 Steel Housing	None (cutouts can be added)
Portra-SS-8x10-E	10"	8"	6"	9 lbs	304 Stainless	Brushed #4	8x10 Stainless Housing	None (cutouts can be added)
Portra-SS-8x12-E	12"	8"	6"	10 lbs	304 Stainless	Brushed #4	8x12 Stainless Housing	None (cutouts can be added)
Portra-SS-8x14-45E	14"	8"	6"	18 lbs	304 Stainless	Brushed #4	8x14 Corner Stainless Housing	None (cutouts can be added)
Portra-SS-8x14-E	14"	8"	6"	11 lbs	304 Stainless	Brushed #4	8x14 Stainless Housing	None (cutouts can be added)
Portra-SS-8x16-E	16"	8"	6"	12 lbs	304 Stainless	Brushed #4	8x16 Stainless Housing	None (cutouts can be added)

## Housing Options

### TECH INTEGRATION

Integrate intercoms, keypads, card readers, cameras and more from our vast device library representing over 35 OEM brands and 400+ devices. Our engineers are ready to incorporate your tech into our cabinets. We also offer in-house cooling fans, heaters, LED lighting, and weather shrouds solutions to meet all your tech integration needs.



### FREE CUSTOM CAD

CAD engineers are free to use and on-call to create drawings specific to your project requirements. CAD designs are created within 24 hours.



### EXPEDITED FABRICATION

12 – 15 days	Standard, no additional charge
10 – 11 days	15% fee
8 – 9 days	25% fee
6 – 7 days	45% fee
4 – 5 days	65% fee
2 – 3 days	100% fee

*Business days exclude weekends and holidays, does not include shipping costs or timelines.*

## Product Categories



EV Charging Stands



Emergency Call Towers



Custom Camera Mounts



Bollards



Cabinets



Goosenecks



Housings



Hoods



Accessories

## Why Pedestal PRO

### CUSTOMIZATION ■ QUICKEST TURNAROUND ■ HIGHEST QUALITY

With more than 500,000 installations worldwide, including projects for Fortune 100 companies, Pedestal PRO manufactures unique mounting solutions to support consultants, integrators, and installers in the security industry.

Using the most precise device integration methods available, Pedestal PRO custom designs premium pedestals, housings, and mounts to accommodate any physical security device or technology specified by its customers.

Recommended readily-available materials, expedited production timelines, and on-time delivery ensures total satisfaction for every project, every time.

