

SPEC ANY TECH.
Configure your fit.

Cabinets

PRO Cabinets™ are stunning, architectural pedestals that integrate any tech combination for flush and surface mount devices into a single, beautiful presentation that brings tremendous curb appeal to any entryway. With their easy-to-customize form factor, full access back panel, heavy duty construction, and superior anchor plate, they are the preferred choice for security consultants and integrators around the world.

PRODUCT FEATURES

- Specify any access control device(s)
- Attractive, modern architectural design
- Heavy duty 304 stainless steel construction
- Standard 4" depth, Multiple widths available
- Removable "full access" back panel
- Internal .25" base plate, "no wobble" superior anchoring
- No visible fasteners after installation
- Easily customizable
- Free custom CAD designs in 24 hours
- Fast installation for installers
- Made in the USA



Areas of Use

- Multi-Tenant Units
- Premier Office & Lobby
- Gate Ingress/Egress

QUICK FEATURE COMPARISON

	Made from	Removable back panel	Top	Widths	Customization
CABINETS	Sheet metal	Full access	Flat	Unlimited 8"+	Unlimited & profile dimensions
BOLLARDS	Metal tubes	Small hand access	Flat or tapered	Limited 8" or less	Limited, dependent on tube mill dimensions

Models

Imagine your device cutout options




84TOW-PRO-001-304




124TOW-PRO-001-304



164TOW-PRO-001-304



204TOW-PRO-001-304



244TOW-PRO-001-304

PRO TECH ACCESSORIES

FAN



HEATER



LED



L BOLT



ANCHORS



SHIMS



MATERIAL OPTIONS

- Carbon Steel
- #304 Stainless Steel
- #316 Stainless Steel
- Aluminum

STAINLESS FINISH

- #4 Brushed

POWDERCOAT FINISHES

STANDARD COLORS

- Black Wrinkle
- White
- Safety Yellow

READILY AVAILABLE METALLIC COLORS

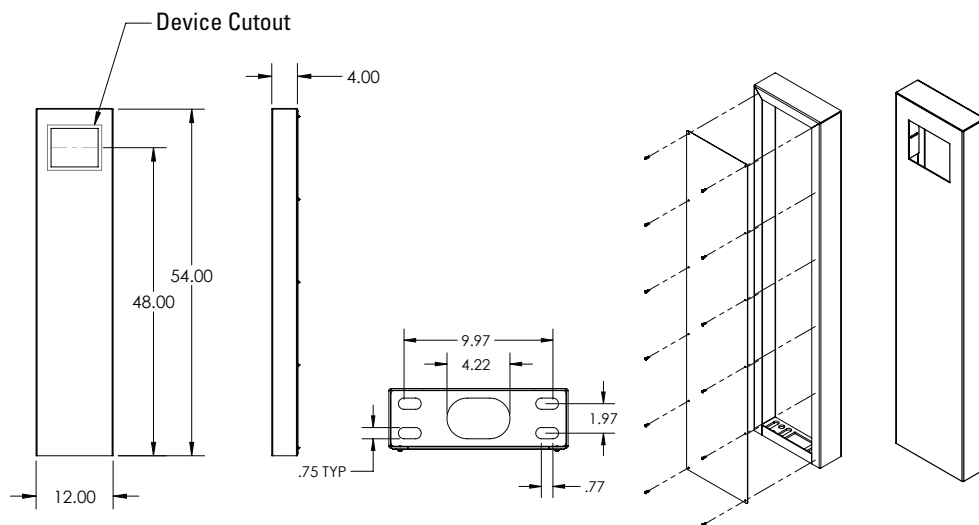
- Silver Sky Metallic*
- Oil-Rubbed Bronze*
- Anodized Aluminum*
- Nickel*

CUSTOM "RAL" COLORS AVAILABLE**



*short lead times and additional costs may apply
**additional costs and lead times apply

Technical Specs





NEED MORE?



Scan the QR code to access downloadable PDF and DWG drawings available to registered architects and engineers at pedestalpro.com.

Cabinet Style Pedestals

Key Features



Part Numbers

FAST Foundations	Hgt	Wdth	Dpth	Wgt	Material	Description	Conduit Attachments	Pour/Application
66TOW-EMER-01-304	32"	32"	32"	108 lbs	304 SS	Prefabricated anchor	(2) 1/2"-13 Tapped Holes	In-ground, gravel/dirt fill
66TOW-EMER-02-304	16"	15'	6"	22 lbs	304 SS	Prefabricated anchor	—	Wet concrete
L-Bolt-625	10"	—	—	12 lbs	Galvanized	L-Bolt Kit (.625" diam)	—	Wet concrete
Stud-Anchor-625	7"	—	—	12 lbs	Galvanized	Stud-Anchor Kit (.625" diam)	—	Existing concrete, retrofit

Wall Stations	Hgt	Wdth	Dpth	Wgt	Material	Description	Intercom Cutout Included	Application
156STA-EMER-01-ALU	36"	15"	6"	19 lbs	Alum	Wall Station - Generic	None (cutouts can be added)	Wall mount
156STA-AXIS-01-ALU	36"	15'	6"	19 lbs	Alum	Wall Station - Axis	(1) 2N IP Safety*	Wall mount
156STA-ZENI-01-ALU	36"	15"	6"	19 lbs	Alum	Wall Station - Zenitel	(1) TCIS 2**	Wall mount

*2N IP Safety requires plaster board mount P/N 9151002

**TCIS 2 or equivalent requires flush mount box P/N 107216008140

Cabinet Options

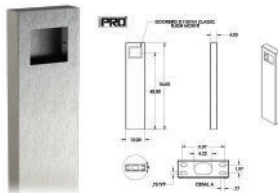
TECH INTEGRATION

Integrate intercoms, keypads, card readers, cameras and more from our vast device library representing over 35 OEM brands and 400+ devices. Our engineers are ready to incorporate your tech into our cabinets. We also offer in-house cooling fans, heaters, LED lighting, and weather shrouds solutions to meet all your tech integration needs.



FREE CUSTOM CAD

CAD engineers are free to use and on-call to create drawings specific to your project requirements. CAD designs are created within 24 hours.



EXPEDITED FABRICATION

12 – 15 days	Standard, no additional charge
10 – 11 days	15% fee
8 – 9 days	25% fee
6 – 7 days	45% fee
4 – 5 days	65% fee
2 – 3 days	100% fee

Business days exclude weekends and holidays, does not include shipping costs or timelines.

Product Categories



EV Charging Stands



Emergency Call Towers



Custom Camera Mounts



Bollards



Cabinets



Goosenecks



Housings



Hoods



Accessories

Why Pedestal PRO

CUSTOMIZATION ■ QUICKEST TURNAROUND ■ HIGHEST QUALITY

With more than 500,000 installations worldwide, including projects for Fortune 100 companies, Pedestal PRO manufactures unique mounting solutions to support consultants, integrators, and installers in the security industry.

Using the most precise device integration methods available, Pedestal PRO custom designs premium pedestals, housings, and mounts to accommodate any physical security device or technology specified by its customers.

Recommended readily-available materials, expedited production timelines, and on-time delivery ensures total satisfaction for every project, every time.

