

STAINLESS HOUSING FOR CONTROL4® DEVICES



PRO Features:

- 1) 3.00" Deep Back Box
- 2) 3.00" Deep Hood (Overhang)
- 3) Stainless Steel Hinge
- 4) Removable Door
- 5) EPDM Rubber Seals
- 6) Rated NEMA 4x
- 7) 14 gauge (.074") Stainless Steel
- 8) Brushed #4 (180 grit) Finish
- 9) Designed to work specifically with the Control4® DS2 Door Station
- 10) Fully Assembled—Includes Cam Lock & 2 Keys

Description:

Made from heavy duty 14-gauge stainless steel, this outdoor-rated, door station enclosure gives security installers the flexibility to mount and protect a 2-module door station on a pedestal or wall. This housing is specifically designed to accept a 2-module station and incorporates features such as an EPDM rubber seal, stainless steel hinge, sufficient backbox space, a privacy/weather shroud, convenient knockouts, and a brushed #4 stainless steel finish (180 grit.) Custom cutouts on the door panels to match your devices can be requested-- additional costs and lead times may apply. These are most often used at pedestrian or vehicular access points in parking facilities or gated entries. *Device is sold separately.* Requires retrofitting housing.

Pedestal PRO is the world's leading manufacturer of access control pedestals and supports a global network of systems integrators and security professionals.

Details


Model #	Width	Height	Color Code	Weight
814HOU-PRO-001-304	8"	14"	Brushed #4	11 lbs.

Custom "RAL" colors*

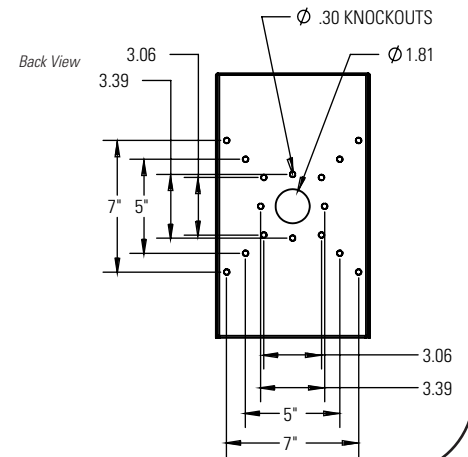
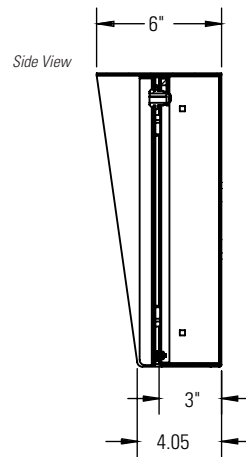
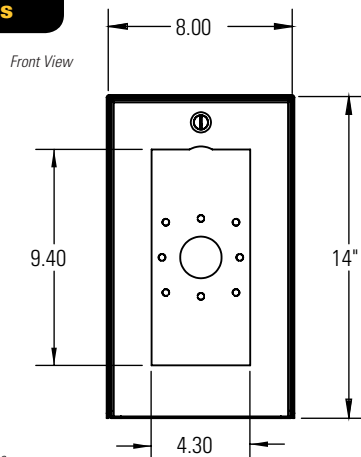


Custom heights, widths, and cutouts available to meet your needs*

**additional costs and lead times may apply*



Dimensions



Dimensions are in inches