



PHOENIX EX™

MOTION SENSOR WITH EXPLOSION-PROOF /
FLAME-PROOF HOUSING FOR INTRUSION PROTECTION



LEARN MORE



▲ click or scan

TECHNOLOGY



CERTIFICATIONS



DESCRIPTION


BEA's **PHOENIX EX™ Family** combines a microwave motion detection sensor in an explosion-proof / flame-proof housing, which is ideal for use in unique environments such as chemical manufacturing, petroleum refining and military facilities.

The **PHOENIX EX™ Family** is designed to detect within a desired area for security or intrusion detection, warning indication and automation. When tied into a security system, the **PHOENIX EX™ Family** offers a monitoring feature via

end-of-line resistors. These resistors provide unique output states, which allow differentiation between an motion detection signal and/or an interruption in functionality due to tampering of the device.

The explosion-proof / flame-proof housing is a waterproof-rated enclosure designed as an IP66 housing. This housing achieves UL Class I, Div. 1, Groups B, C, D; Class II, Div. 1 & 2, Groups E, F, G; and Class III***.

***Adalet / Scott Fetzer Co., UL Listing #E81696

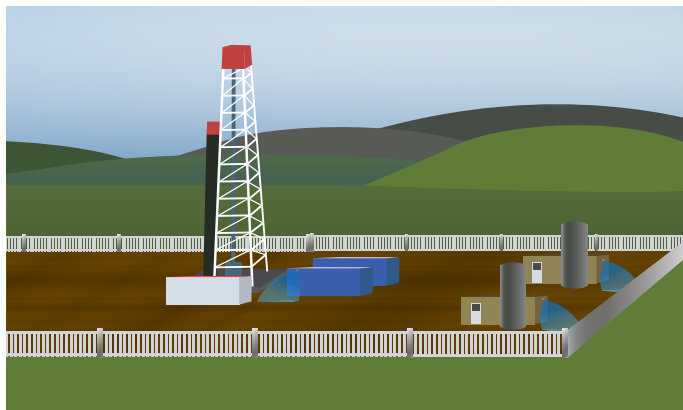


Energy Conservation

Bidirectional, unidirectional approach and unidirectional depart microwave detection options

Tamper Proof

Integrated tamper alert switch and customizable end-of-line resistors



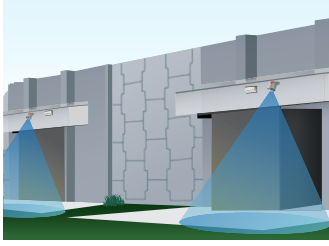
Certified Housing

Explosion-proof / flame-proof housing weighs 10 pounds

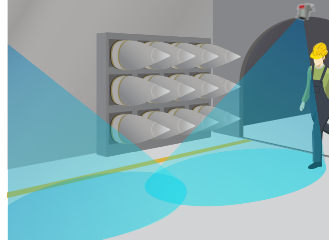
Customizable Detection Angle

Tilt adjustment angle: -90 to 30° in elevation

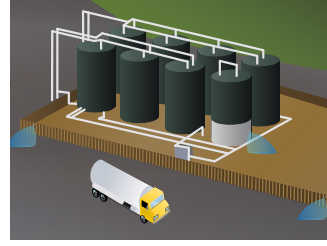
APPLICATIONS



Military Bunkers



Munitions Storage



Compressor Station



Maintenance Facility

TECHNICAL SPECIFICATIONS

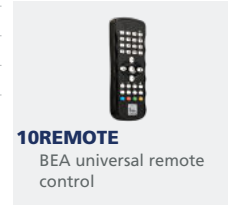
Technology	Microwave Doppler Radar
Transmitter Frequency	24.150 GHz
Transmitter Radiated Power	< 20 dBm EIRP
Transmitter Power Density	< 5 mW / cm ²
Detection Mode	Motion
Output*	Relay (free of potential change-over contact)
Maximum Contact Voltage	42 VAC / VDC
Maximum Contact Current	1 A (resistive)
Maximum Switching Power	30 W (DC); 60 VA (AC)
Anti-Tamper Feature	
PHOENIX EX	1) product anti-tamper (magnetic switch within cover, alerts when cover is unscrewed) 2) application-based anti-tamper (tamper alert via end-of-line resistor)
PHOENIX EX-IT	Tamper alert via output
Minimum Detection Speed	2 in / s*
Supply Voltage	12 – 24 VAC; ±10% 12 – 24 VDC; +30% / -10%
Mains Frequency	50 – 60 Hz
Maximum Power Consumption	< 2 W
Electrical Access	¾"
Cable Length	30' or 100' (default), diameter ¼" max.
Detection Zone	
Standard mounting	13' x 16' @ 16'
Low mounting	13' x 6½' @ 8½'
Wide detection	30' x 11' @ 21'
	Typical at 30° and field size 9
Mounting Height	
Standard mounting	11½ – 23'
Low mounting	6½ – 11½'
Wide detection	11½ – 21'
Dimensions	
Housing & Bracket	5½" (H) x 7½" (W) x 9" (L)
Weight	10 lbs
Temperature Range	-22 – 140 °F
Housing Certification***	See User's Guide
Norm Conformity	EMC: 2004 / 108 / EC R&TTE: 1999 / 5 / EC

*Measured in optimal conditions

**Output ratings may vary depending on optional end-of-line resistor values

***Adalet / Scott Fetzer Co., UL Listing #E81696

PRODUCT SERIES



DISCLAIMER Information is supplied upon the condition that the persons receiving it will make their own determination as to its suitability for their purposes prior to use. In no event will BEA be responsible for damages of any nature whatsoever resulting from the use of or reliance upon information from this document or the products to which the information refers. BEA has the right without liability to change descriptions and specifications at any time.

WWW.BEASENSORS.COM



BEA AMERICAS / RIDC Park West / 100 Enterprise Drive / Pittsburgh, PA
T 1-800-523-2462 / F 1-888-523-2462 / E info-us@BEAsensors.com

A Halma company