



JAMB PUSH PLATES

STAINLESS STEEL ACTUATORS

LEARN MORE



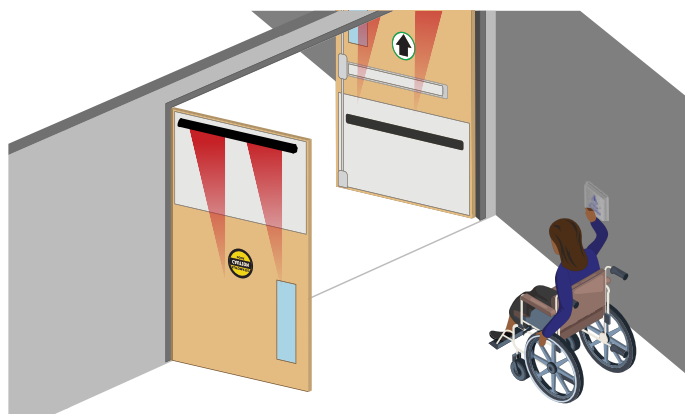
click or scan



DESCRIPTION

BEA's **JAMB PUSH PLATES** improve overall door access, enhance accessibility for those with limited mobility or disabilities and seamlessly integrate with an automatic door's activation.

JAMB PUSH PLATES can be mounted in areas with limited space available, such as on guide rails. These push plates may be hard wired to the door operator or connected to BEA's line of wireless transmitters.



Robust Design

1/16 inch thick stainless steel for maximum durability

Vandal Resistant

Concealed fasteners to minimize vandalism

Available In Complete Kits

Complete kits available including plates, mounting boxes and optional wireless devices for ease of ordering

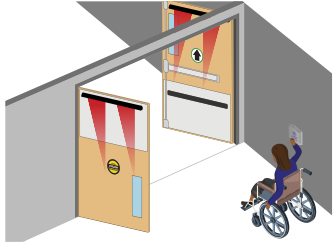
Enhances Accessibility

ADA-compliant push plates are available in a variety of popular faceplate graphic options

Highly Compatible And Customizable

Compatible with both surface and flush mount boxes; various text, graphic and logo options available

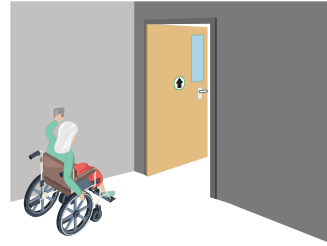
APPLICATIONS



Low Energy Doors



Wireless Compatibility



Request-To-Exit

PRODUCT SERIES

(4 1/2" x 1 3/4")

TECHNICAL SPECIFICATIONS



10PBJMS1

"Push to Open" text & handicap logo
(microswitch, hardwired only)

10PBJMSLL

Handicap logo only
(microswitch, hardwired only)

10PBJSREV

"Push to Slow" text with braille

10BOXJAMBST PBJMS series surface mount box (hardwired only) (1 3/4" x 4 1/2")

Faceplate Material	16 gauge, 304 2B stainless steel
Backplate Material	1/8" thick, aluminum
Mounting Screws	Stainless steel, 6-32 x 1" & 8-32 x 1" Allen head size: 5/64
Cherry Switch	Single-pole, 15 A, COM / NO / NC, UL recognized
Compatible Wireless Frequencies	900, 433, or 300 MHz
Faceplate Dimensions	1 3/4" (W) x 4 1/2" (H) x 31/50" (D)

PRODUCT SERIES

(4 3/4" x 1 1/2")

TECHNICAL SPECIFICATIONS



10PBJ

"Push to Open" text only

10PBJ1

"Push to Open" text & handicap logo

10PBJM1

"Push to Open" text & handicap logo
(microswitch)

10PBJL

Handicap logo only

10PBJML

Handicap logo only
(microswitch)

10PBJ10

Plain face

10PBJE

"Push to Exit" text only

10PBJ1B

"Push to Open" text & handicap logo, white text on blue plate

10BOXJAMBFM PBJ / PBJM series flush mount box (1 1/2" x 4 3/4")

10BOXJAMBSM PBJ / PBJM series surface mount box (1 1/2" x 4 3/4")

Faceplate Material	16 gauge, 304 2B stainless steel
Backplate Material	1/8" thick, aluminum
Mounting Screws	Stainless steel, 6-32 x 1" & 8-32 x 1" Allen head size: 5/64
Cherry Switch	Single-pole, 15 A, COM / NO / NC, UL recognized
Compatible Wireless Frequencies	900, 433, or 300 MHz
Faceplate Dimensions	1 1/2" (W) x 4 3/4" (H) x 31/50" (D)

DISCLAIMER Information is supplied upon the condition that the persons receiving it will make their own determination as to its suitability for their purposes prior to use. In no event will BEA be responsible for damages of any nature whatsoever resulting from the use of or reliance upon information from this document or the products to which the information refers. BEA has the right without liability to change descriptions and specifications at any time.