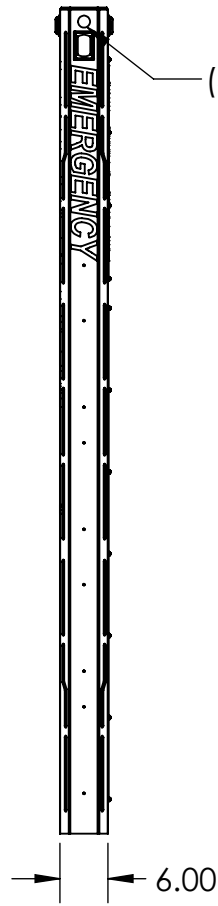
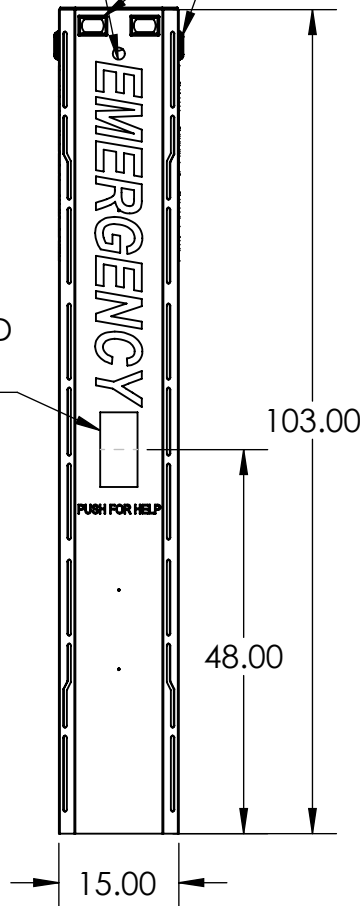


AXIS F2105-RE / F9114
CAMERA ARRAY
F1202-RE TRIM RING

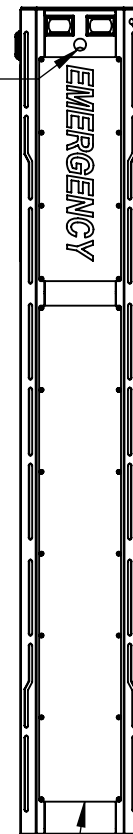
(6X) BLUE STROBE

REMOVABLE TOP/ACCESSORY MOUNTING

2N IP SAFETY
(PLASTERBOARD
MOUNT REQ.
P/N 9151002)

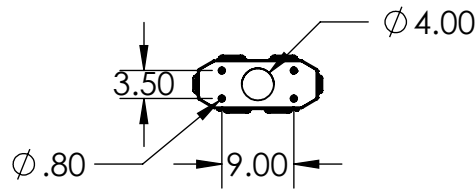
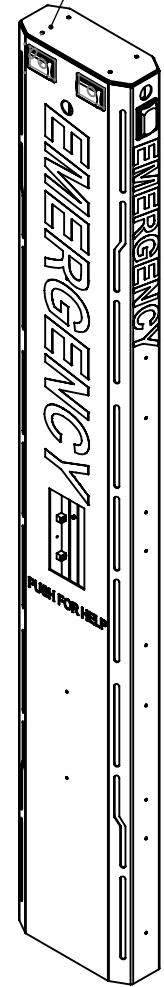
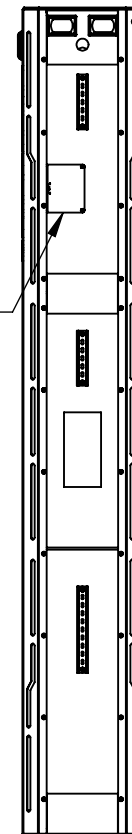


(4X) CAMERA



PHOTOCELL
SENSOR

AXIS F9114
MOUNT



NOTES:

1. MATERIAL OF CONSTRUCTION IS ALUMINUM.
2. COATED IN 2-4 MILS GLOSS BLUE POWDER COATING.
3. INTERCOM, CAMERAS, ETC. TO BE PROVIDED BY CUSTOMER.
4. LIGHTING REQUIRES CONNECTION TO INTERCOM FOR ACTIVATION.

ACCESS PANEL



PEDESTALPRO.COM
1-800-660-3072

UNLESS OTHERWISE SPECIFIED:

DIMENSIONS ARE IN INCHES
TOLERANCES:
FRACTIONAL $\pm 1/32$
ANGULAR: $\pm 2^\circ$
TWO PLACE DECIMAL ± 0.010
THREE PLACE DECIMAL ± 0.005

INTERPRET GEOMETRIC
TOLERANCING PER:
ASME Y14.5 -2009

NAME DATE

DRAWN

CHECKED

PROPRIETARY AND CONFIDENTIAL

THE INFORMATION CONTAINED IN THIS
DRAWING IS THE SOLE PROPERTY OF
PEDESTALPRO LLC. ANY REPRODUCTION
IN PART OR AS A WHOLE WITHOUT THE
WRITTEN PERMISSION OF PEDESTALPRO LLC
IS PROHIBITED.

TITLE:

INSTALLATION

Wednesday, April 24,
2024 3:24:56 PM

WEIGHT: 68.607

SIZE
A

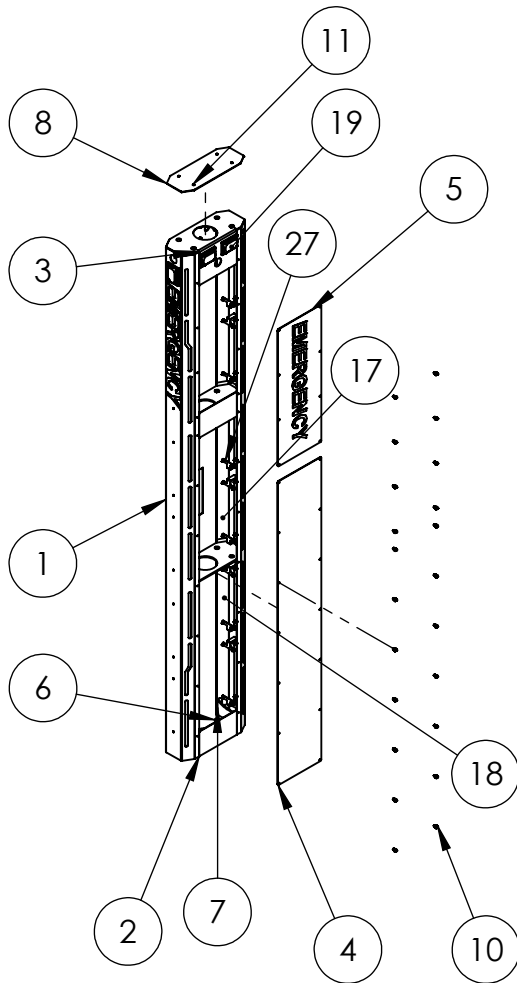
PART NO.

156TOW-AXIS-01-ALU

NO SCALE

REV
B

SHEET 1 OF 22



ITEM NO.	PART NUMBER	DESCRIPTION	QTY.
1	156TOW-AXIS-01-ALU BODY	ALUMINUM BODY	1
2	156TOW-AXIS-01-ALU CLOSURE	CLOSURE PANEL	2
3	156TOW-AXIS-01-ALU CAP	TOP CAP	1
4	156TOW-AXIS-01-ALU ACCESS LOWER	ACCESS PANEL	1
5	156TOW-AXIS-01-ALU ACCESS UPPER	ACCESS PANEL	1
6	156TOW-AXIS-01-ALU BASE	BASE PLATE	1
7	156TOW-AXIS-01-ALU STIFFENER	BASE STIFFENER	2
8	156TOW-AXIS-01-ALU TOP CAP	BLANK CAP	1
9	156TOW-AXIS-01-ALU RIB	INTERNAL BRACING PLATE	2
10	--	1/4-20 X 1/2 SS PAN HD SCREW	22
11	--	1/4"-20 X 1 SS PEM STUD	4
12	--	1/4-20 NYLON LOCK NUT	4
13	--	1/4-20 X 1" FLAT WASHER	4
14	--	4-40 X 1/2 SS PAN HD SCREW	24
15	--	DIN MOUNTING RAIL	3
16	156TOW-AXIS-01-ALU POLYCARB TOP	FROSTED POLYCARBONATE WINDOW	2
17	156TOW-AXIS-01-ALU POLYCARB MID	FROSTED POLYCARBONATE WINDOW	2
18	156TOW-AXIS-01-ALU POLYCARB BOTTOM	FROSTED POLYCARBONATE WINDOW	2
19	BLUE BRICK LIGHT	BLUE STOBE LED LIGHT	6
20	LARGE EMERGENCY DECAL	WHITE REFLECTIVE VINYL	1
21	MEDIUM EMERGENCY DECAL	WHITE REFLECTIVE VINYL	3
22	PUSH FOR HELP DECAL	WHITE REFLECTIVE VINYL	1
24	--	10-24 STAINLESS STEEL KEPS NUT	32
25	--	6-32 SS NYLON LOCK NUT	48
26	--	6-32 X 1/2 SS PEM STUD	48
27	BRA133-EMER-01-304	LIGHT BRACKET	12
29	--	10-24 X .75" SS PEM STUD	32
31	AXIS F91 MOUNT	DEVICE MOUNT	1
32	--	6-32 X 5/16" SS PEM STUD	2
33	--	6-32 FLANGE NUT	2
34	2IN DIN RAIL	DIN MOUNTING RAIL	1



PEDESTALPRO.COM
1-800-660-3072

UNLESS OTHERWISE SPECIFIED:

DIMENSIONS ARE IN INCHES
TOLERANCES:
FRACTIONAL ± 1/32
ANGULAR: ± 2°
TWO PLACE DECIMAL ± 0.010
THREE PLACE DECIMAL ± 0.005

INTERPRET GEOMETRIC
TOLERANCING PER:
ASME Y14.5 -2009

NAME	DATE
DRAWN	
CHECKED	

PROPRIETARY AND CONFIDENTIAL
THE INFORMATION CONTAINED IN THIS DRAWING IS THE SOLE PROPERTY OF PEDESTALPRO LLC. ANY REPRODUCTION IN PART OR AS A WHOLE WITHOUT THE WRITTEN PERMISSION OF PEDESTALPRO LLC IS PROHIBITED.

TITLE:
ASSEMBLY

Wednesday, April 24,
2024 3:24:56 PM

WEIGHT: 68.607

SIZE	PART NO.	REV
A	156TOW-AXIS-01-ALU	B

NO SCALE

SHEET 2 OF 22