

Overview

MCLASS multi-purpose enclosures offer maximum flexibility, functionality and savings to access system designers. MCLASS enclosures are engineered to house FlexPower® power management boards alongside Mercury Security® access panels in one compact, secure system. The E12M can be configured for a maximum of twenty four doors with dual voltage distribution up to a maximum of 750 watts.

To prevent damage to system electronics, the backplate separates from the enclosure for access hardware mounting in the shop while wiring is pulled to the enclosure at the job site. Once configured, the backplate can be remounted for final ties and checkout.


Features

- Mounts LSP power and access hardware in a variety of combinations
- Removable backplate simplifies job installation
- Protected AC input terminal - meets arc protection requirements
- AC on/off circuit breaker switch
- Built-in AC outlet
- Pre-engineered access mounting pattern
 - ◆ Dedicated space for power and distribution boards
 - ◆ Access boards mount in dedicated space on provided standoffs
- Mechanical upgrades
 - ◆ Removable double doors with quick disconnect ground straps
 - ◆ Three-point locking mechanism with two (2) keys and installed tamper switch
 - ◆ Space for wire management via wire tie slots or Panduit wire channel
 - ◆ 8" enclosure depth accommodates large battery sizes
 - ◆ 14 Gauge steel with LSP black textured finish
 - ◆ Multiple knockouts on all four sides

Part No.	Door Count	Description	Weight
E12M	24 Doors	Enclosure with main backplate	120 lbs

Enclosure size: 48H x 36W x 8D (1220 x 910 x 200 mm)

Flexible Backplate System



Universal Mounting Pattern

The E12M backplate is designed with a unique Mercury mounting pattern to provide the installer with a configuration mechanism capable of supporting up to 24 doors with system and lock power in an extremely efficient manner. The backplate is removable and mounts controllers and LSP modules in both single and dual voltage configurations.


The 8.00" cabinet depth allows large battery sizes in dedicated battery space for greater standby time.

LSP/Mercury Joint UL/CUL Listing

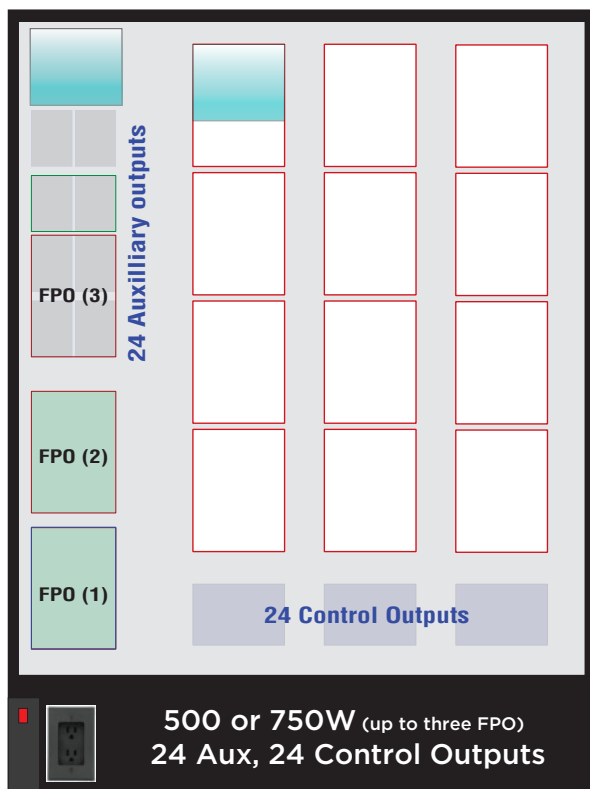
Any combination of listed LSP and Mercury controllers may be configured and retain UL/CUL system listing.



Convenience Features



Mercury Mounting Patterns



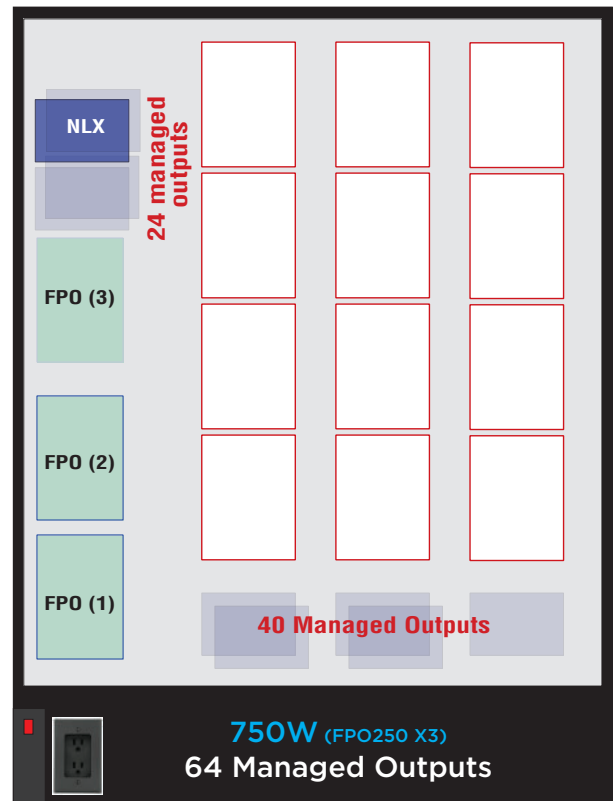
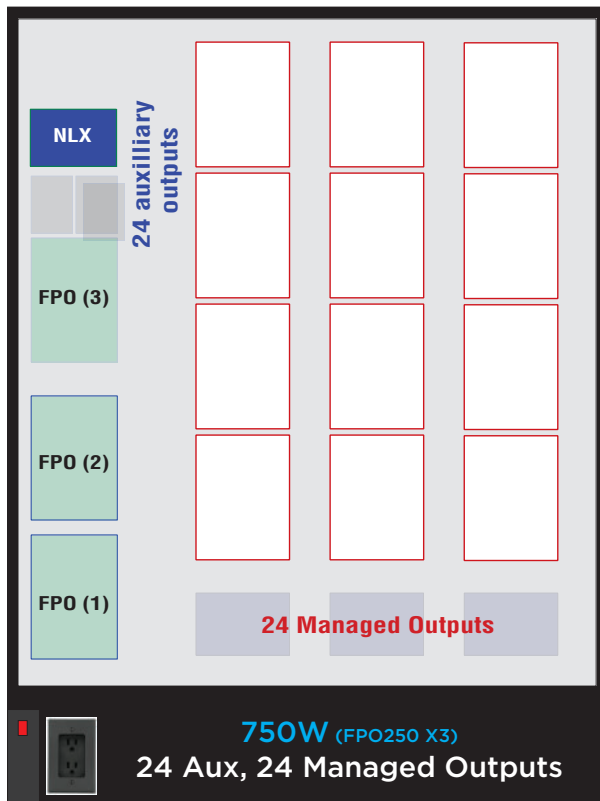
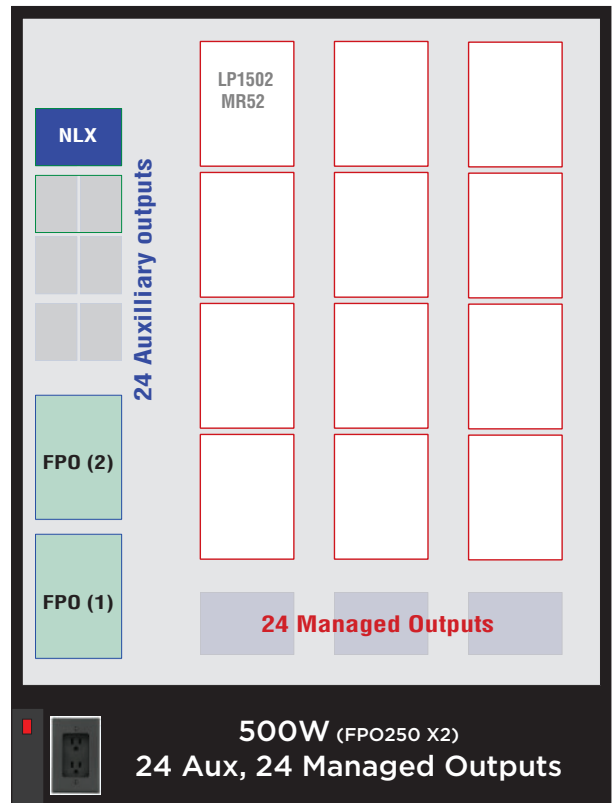
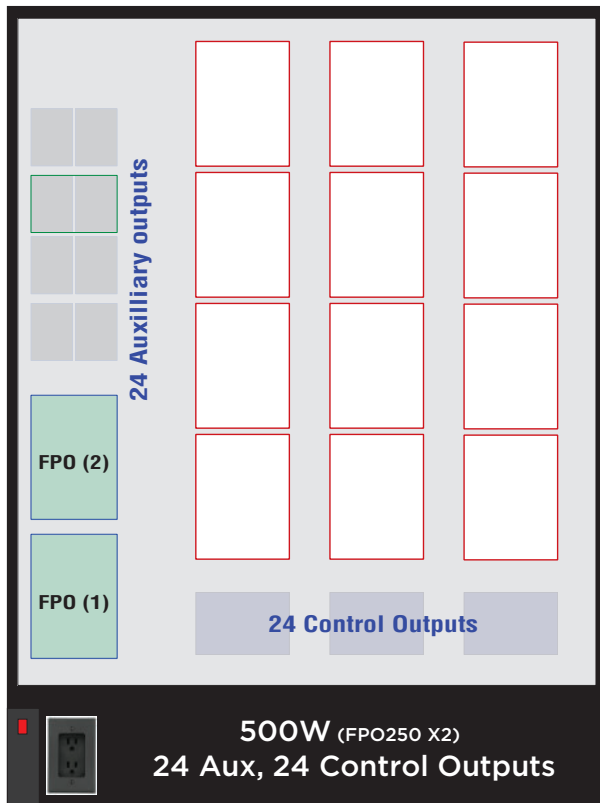
**LP1502
MR52
MR16** 12 Slots

LP2500 Dedicated left corner

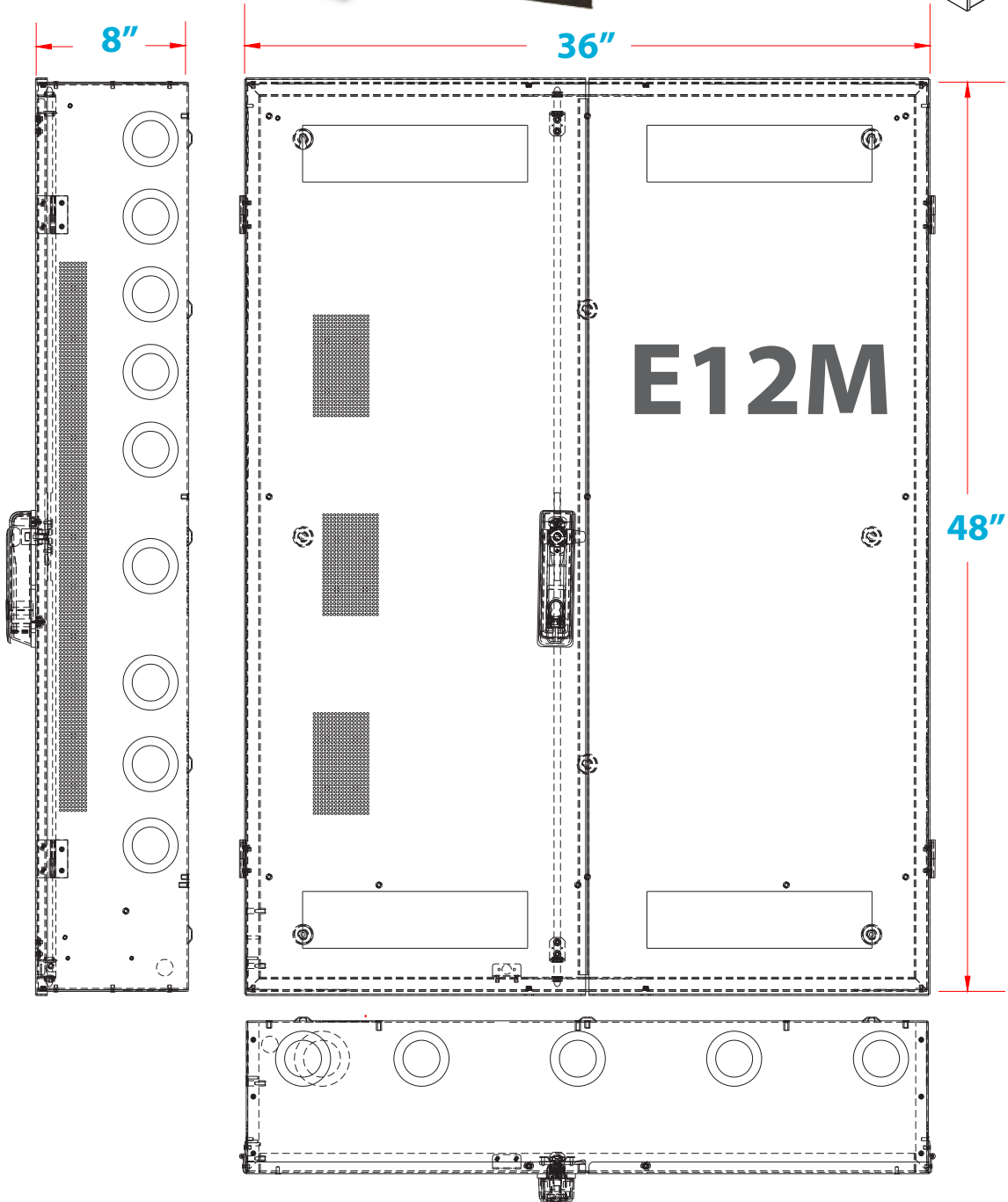
(2) LP1501 can be mounted in a MR52 slot using EPLT-1M expansion bracket

Mercury Board	Available Slots	Board Size
LP1502	12	6 x 8
LP4502	12	6 x 8
MR52	12	6 x 8
MR16in	12	6 x 8
MR16out	12	6 x 8
MUX-8	12	6 x 5
LP2500	12	6 x 5

E12 Configuration Examples



Enclosure Dimensions H x W x D 48 x 36 x 8" (1220 x 910 x 200 mm)



lifesafetypower.com

(888) 577-2898
info1@lifesafetypower.com

Specifications subject to change without notice.

© 2022 LifeSafety Power. All rights reserved. LifeSafety Power and FlexPower are registered trademarks of LifeSafety Power. All other trademarks and copyrights are the property of their respective owners.

Mercury Security is a registered trademark of Mercury Security.

P01-1059A 07/22

LifeSafety Power

10027 S. 51st Street, Suite 102
Phoenix, AZ 85044 USA